

Beliefs and Affirmative Action in Employment

Ben Griffy ¹ Eric Young ²

¹University at Albany, SUNY

²University of Virginia and Federal Reserve Bank of Cleveland³

Aug. 27th, 2022

³The views expressed do not necessarily reflect the Cleveland Fed or the Federal Reserve System

Motivation

- ▶ US labor market outcomes differ for Black and White workers
 - ▶ Employment outcomes:
 - ▶ Emp. (Prime Age, Male): White: 91%, Black: 83%
 - ▶ Inc. (Prime Age, Male): White: \$48k, Black: \$36k
 - ▶ “Prestigious” Occupations (2010 ACS, share of race):
 - ▶ Management: White workers: 10.7%; Black workers: 4.7%
 - ▶ Engineers: 3.2% vs. 1.7%
 - ▶ Lawyers: 0.9% vs. 0.25%
- ▶ Occ. choice explains 58% of race income gap (CPS).

Occupations and Beliefs

- ▶ What drives occupational choice?
 - ▶ Wage (benefits, etc.)
 - ▶ and (beliefs about) **probability of employment.**

The New York Times

‘We Belong in These Spaces’: Jackson’s Successors Reflect on Her Nomination

Judge Ketanji Brown Jackson, who was confirmed to the Supreme Court on Thursday, will be the first Black woman to serve as a justice. Here’s what that means to Black women at her alma mater.

- ▶ Mariah Watson (Law student): Judge Jackson has carved out a path for Black women in law, Ms. Watson said, and made ... “... the path a little clearer for those who seek to come after her.”

Beliefs about Employment Probabilities

- ▶ What affects beliefs about probability of employment for Black workers:
 - ▶ Knowledge that some firms are taste-based discriminators → less likely to invest in skills for those occupations;
 - ▶ Over time: occupational underrepresentation → pessimism about employment prospects.
- ▶ Beliefs that affect hiring probability for firms:
 - ▶ Screen workers based on observables, may be biased.
 - ▶ Fewer Black applicants → difficult to update beliefs, implies signal about capabilities.
- ▶ Can policies that change information acquisition alter occupational choice?

Affirmative Action

- ▶ Why are we going to think about Affirmative Action?
 - ▶ “Intangible benefits” of seeing Black workers in an occupation.
 - ▶ Affirmative Action increases information acquisition:
 - ▶ Observe big change in Black employment → less discrim.;
 - ▶ Hiring more Black workers → firms update views.
- ▶ Not necessarily costless:
 - ▶ potentially displaces more qualified White workers;
 - ▶ firms could *revise down* their beliefs.

This Paper

- ▶ How do firm beliefs about Black worker productivity
- ▶ and Black worker beliefs about discrimination affect
 - ▶ Black human capital investment?
 - ▶ income inequality between Black and White workers?
 - ▶ aggregate output?
- ▶ Can Affirmative Action in employment reduce inequality?

What We Do

- ▶ Develop a model with two-sided beliefs and learning:
 - ▶ workers have beliefs over the degree of discrimination in the labor market;
 - ▶ firms have beliefs over worker productivity by race;
 - ▶ Both sides update beliefs after observing labor market outcomes.

- ▶ Use model to assess impact of Affirmative Action on
 - ▶ Black human capital investment
 - ▶ by changing beliefs.

Preview of Findings

- ▶ How do firm beliefs about Black worker productivity
- ▶ and Black worker beliefs about discrimination affect
 - ▶ Black human capital investment?
 - ▶ Black workers observe few Black workers in high prestige jobs.
 - ▶ → do not invest.
 - ▶ → firms infer that Black workers are less capable.
 - ▶ income inequality between Black and White workers?
 - ▶ Reduces Black human capital investment;
 - ▶ → amplifies inequality.
 - ▶ aggregate output?
 - ▶ Under investment by Black workers;
 - ▶ Less competition → less investment by White workers.
- ▶ Can Affirmative Action in employment reduce inequality?
 - ▶ Initially, AA leads to underqualified Black hires.
 - ▶ Belief changes: → permanent ↑ in Black human capital inv.

Evidence about Beliefs and Occupational Choice

- ▶ Do beliefs about discrimination change occupational choice?
- ▶ NLSY79 contains Qs about
 - ▶ Aspired occupation (ages 12-16);
 - ▶ Occupational prestige index;
 - ▶ Belief that discrimination will affect career.

- ▶ Empirical Specification:

$$\begin{aligned} PrestigeIndex_i = & \beta_0 + \beta_1 \times \mathbb{1}_{Black} + \beta_2 \times \mathbb{1}_{Belief} + \beta_3 \times \mathbb{1}_{Black} \times \mathbb{1}_{Belief} \\ & + \beta_4 AFQT + \delta \times X_i + \epsilon_i \end{aligned} \quad (1)$$

- ▶ $\beta_1 + \beta_3 < 0$: Beliefs about discrimination leads to less prestigious career aspirations.

Discrimination and Aspirations

- ▶ Black youths who believe they face discrimination
 - ▶ aspire to less prestigious occupations.

	Prestige Score of Career Aspiration in 1979
Black	6.8900** (1.4183)
Believes Discrimination will Affect Career=1	7.6232** (2.0462)
Black × Believes Discrimination will Affect Career=1	-8.9059*** (1.4701)

	Coef.	Robust SE	P> t
$\beta_1 + \beta_3 = 0$	-2.016	0.823	0.092

- ▶ These careers have higher than average Black representation.
- ▶ Shows up in actual occupations at age 35.

Model Environment

- ▶ Static optimization over
 - ▶ workers: human capital investment
 - ▶ firms: hiring
- ▶ Dynamic belief updating over
 - ▶ workers: discrimination (taste and statistical)
 - ▶ firms: worker productivity by race.
- ▶ Discrete time, period length is generation.

Model Environment

- ▶ Static optimization:
- ▶ Agents:
 - ▶ Black and White workers: innate ability $q \sim Q_r$, live for 1 gen.
 - ▶ acquire human capital z at cost $C(z, q)$
 - ▶ μ discrim. and $(1 - \mu)$ non-taste “high prestige” firms, inf. live
 - ▶ Non-discrim. “humble” jobs, all produce z_L .
- ▶ Technology:
 - ▶ Random search: average of H_A workers show up at each firm.
 - ▶ Choose whether or not to apply at cost ν ;
 - ▶ Firms: get noisy signals & “score” applicants;
 - ▶ Hire highest score & learn true z , produce z , pay z .

Model Environment

- ▶ Dynamic belief updating:
- ▶ Workers:
 - ▶ believe fraction $\hat{\eta}$ of firms discriminate
 - ▶ $\hat{\eta}$ is reduced-form estimate of either taste or stat. discrim.
 - ▶ Use this to form $\hat{P}(e|z, r)$.
- ▶ Firms:
 - ▶ beliefs $f(z|y, r) \sim \text{Beta}$ over z | signal y , race r .
- ▶ Information:
 - ▶ Workers observe aggregate employment outcomes by race.
 - ▶ Firms observe signals of applicants and true prod. of hire.
 - ▶ Next gen. updates beliefs using this information, but
 - ▶ don't have enough info to solve other side's decision rules
 - ▶ (Adaptive expectations).

Static Optimization: Workers

- ▶ Three stages:
 1. Invest in human capital;
 2. Choose to apply for job at high prestige firm, pay ν ;
 3. Apply for humble job if not hired by high prestige.
- ▶ Investment decision ($C(z, q) = \frac{z^2}{2q}$):

$$V_I(z, r, \hat{P}; \hat{\eta}) = \max_z \{ E[V_A(z, r, \hat{P}; \hat{\eta})] - \frac{z^2}{2q} \} \quad (2)$$

- ▶ High-prestige application decision:

$$V_A(z, r, \hat{P}; \hat{\eta}) = \max \left\{ \hat{P}(e|z, r; \hat{\eta})z + (1 - \hat{P}(e|z, r; \hat{\eta}))V_L + \nu, V_L \right\} \quad (3)$$

- ▶ \hat{P} : $P(\text{emp.} \mid \text{other worker decisions, beliefs})$ (fixed pt)
- ▶ V_L : Value in low pay market (fixed pay, d/n depend on race)

Static Optimization: Workers

- ▶ Investment decision ($C(z, q) = \frac{z^2}{2q}$):

$$V_I(z, r, \hat{P}; \hat{\eta}) = \max_z \left\{ E[V_A(z, r, \hat{P}; \hat{\eta})] - \frac{z^2}{2q} \right\} \quad (2)$$

- ▶ High-prestige application decision:

$$V_A(z, r, \hat{P}; \hat{\eta}) = \max \left\{ \hat{P}(e|z, r; \hat{\eta})z + (1 - \hat{P}(e|z, r; \hat{\eta}))V_L + \nu, V_L \right\} \quad (3)$$

- ▶ \hat{P} : $P(\text{emp.} \mid \text{other worker decisions, beliefs})$ (fixed pt)
- ▶ $\hat{P}(e|z, r; \hat{\eta})$ depends on beliefs about discrimination
 - ▶ Discrim. beliefs $\hat{\eta} \uparrow \rightarrow \hat{P}(e|z, B; \hat{\eta})$ beliefs \downarrow
 - ▶ $\rightarrow \hat{\eta} \uparrow \rightarrow z^* \downarrow$

Static Optimization: Firms

- ▶ H workers show up and consider applying (avg. H_A).
- ▶ On average share reflects Black/White pop. ratio, could differ.
- ▶ Receive application, get signal of worker productivity:

$$y = z + \epsilon, \epsilon \sim N(0, \sigma_\epsilon) \quad (4)$$

- ▶ Each applicant receives a score hires highest:

$$s(y, r) = E[\tilde{z}|y, r] - \mathbb{1}_D \gamma r + \mathbb{1}_{AA} r \zeta. \quad (5)$$

- ▶ $\mathbb{1}_D$: taste-based discriminator (reduces Black score by γ);
- ▶ $\mathbb{1}_{AA}$: affirmative action policy (increases Black score by ζ);
- ▶ $E[\tilde{z}|y, r]$: Beliefs (may be biased) about the worker prod.

Static Optimization: Firms

- ▶ Receive application, get signal of worker productivity:

$$y = z + \epsilon, \epsilon \sim N(0, \sigma_\epsilon) \quad (4)$$

- ▶ Each applicant receives a score hires highest:

$$s(y, r) = E[\tilde{z}|y, r] - \mathbb{1}_D \gamma r + \mathbb{1}_{AA} r \zeta. \quad (5)$$

- ▶ Each firm hires $\max\{s_1, \dots, s_H\}$.
- ▶ Learns true productivity z of hired worker.
- ▶ $E[\tilde{z}|y, r]$ depends on history of hires and observed signals:

$$E[\tilde{z}|y, r] = \int z f(z|y, r) dz = \int z \frac{f(y|z, r) f(z|r)}{f(y|r)} dz \quad (6)$$

Dynamic Updating: Workers

- ▶ Workers cannot distinguish between taste and stat. discrim.
- ▶ Can observe how far labor market outcomes from predicted.
- ▶ $\hat{\eta}$ is a reduced-form estimate of both stat. and taste discrim.
- ▶ Workers update $\hat{\eta}$ (and subsequently \hat{P}) using
 - ▶ Knowledge of decision rules and predicted worker outcomes
 - ▶ Observed outcomes.
- ▶ Update $\hat{\eta}$ based on difference (i.e., discrimination).

Dynamic Updating: Workers

- ▶ Knowledge of decision rules and predicted worker outcomes:
 - ▶ Know Q dist. and $z(q, r)$.
 - ▶ Predict hiring decisions of both types of firms.
- ▶ Can't distinguish stat and taste \rightarrow assume $E[z|y, r]$ unbiased.
- ▶ Discriminator:

$$s(y, r) = E[z|y, r] - \mathbb{1}_D \gamma r + \mathbb{1}_{AA} r \zeta. \quad (7)$$

- ▶ Non-discriminator:

$$s(y, r) = E[z|y, r] + \mathbb{1}_{AA} r \zeta. \quad (8)$$

- ▶ Find $\tilde{P}(e|r; \eta) = p(s_i(z_i, r) = \max\{s_1, \dots, s_H\})$ for both types.
- ▶ Compare predictions to observed aggregate outcomes.

Dynamic Updating: Worker

- ▶ After labor market resolution, next gen.
 - ▶ Observes history of hiring ($t = 0, \dots, t - 1$) by race
 - ▶ Knows the history of beliefs and predicted outcomes.
- ▶ Updates $\hat{\eta}$ to minimize difference between
 - ▶ predicted, $\frac{\tilde{P}(e|B; \hat{\eta})}{\tilde{P}(e|B; \hat{\eta}) + \tilde{P}(e|W; \hat{\eta})}$, and realized outcomes, $\frac{e^B}{e^B + e^W}$.

$$\min_{\hat{\eta}} \sum_{j=0}^{t-1} \left(\left(\frac{\tilde{P}(e|B; \hat{\eta})}{\tilde{P}(e|B; \hat{\eta}) + \tilde{P}(e|W; \hat{\eta})} \right)_j - \left(\frac{e^B}{e^B + e^W} \right)_j \right)^2 \quad (9)$$

- ▶ where

$$\tilde{P}(e|B; \hat{\eta}) = \hat{\eta} \tilde{P}(e|B, D) + (1 - \hat{\eta}) \tilde{P}(e|B, N) \quad (10)$$

- ▶ Use new $\hat{\eta}$ to find $\hat{P}(e|z, r; \hat{\eta}) = p(s_i(z_i) = \max\{s_1, \dots, s_H\})$

Dynamic Updating: Firms

- ▶ Firms enter period with beliefs over worker z by race:
 - ▶ $f(z|r) \sim \text{Beta}(\alpha, \beta)$
 - ▶ Formed/updated from previous hiring and interviewing.
 - ▶ Have prior, $p(\alpha, \beta)$ over $\text{Beta}(\cdot)$ parameters.
- ▶ Firms observe
 - ▶ Sample $\{y_i, r_i\}_{i=2}^H$ of non-hired applicants and
 - ▶ (y, z, r) of hired applicant.
- ▶ \rightarrow sample $X = \{\{y, r\}, (y, z, r)\}$, **only own applicants.**

Dynamic Updating: Firms

- ▶ $P(X)$, $X = \{\{y, r\}, (y, z, r)\}$ when $f(z|r) \sim \text{Beta}(\alpha, \beta)$:

$$p(X|\alpha, \beta) = \prod_{i=1}^{H_A} \underbrace{\left(\int \frac{e^{-\frac{1}{2} \left(\frac{y_i - \ln(z)}{\sigma} \right)^2}}{2\sqrt{\pi}\sigma} f(z|r) dz \right)}_{\text{noisy signal}}^{1 - \mathbb{1}_{s_i = \hat{s}}} \underbrace{f(z|r)^{\mathbb{1}_{s_i = \hat{s}}}}_{\text{observed}} \quad (11)$$

- ▶ Then posterior is

$$p(\alpha, \beta|X) = \underbrace{p(X|\alpha, \beta)}_{\text{Likelihood}} \times \underbrace{p(\alpha, \beta)}_{\text{Prior}} \quad (12)$$

- ▶ Each firm uses $p(\alpha, \beta|X)$ to form $f(z|y, r)$:

$$f(z|y, r) = \int_{\alpha} \int_{\beta} f(z|y, r; \alpha, \beta) p(\alpha, \beta|X) d\alpha d\beta \quad (13)$$

- ▶ Hence, $E[\tilde{z}|y, r]$ may be biased if
 - ▶ few/no applicants or hires of race r ,
 - ▶ low z applicants or hires of race r .

Dynamic Updating: Feedback

- ▶ How do beliefs interact?
- ▶ Black Workers:
 - ▶ Believe large share of labor market is discriminatory, \rightarrow high $\hat{\eta}$
 - ▶ Causes $\hat{P}(e|z, B)$ to be low for all z
 - ▶ Investment is costly \rightarrow invest less, $z^* \downarrow$
- ▶ Firms:
 - ▶ Get signals that are increasing in z .
 - ▶ Lower $z^* \rightarrow$ Black Workers get lower signals on average.
 - ▶ Firms place more weight on low prod., less on high prod.
 - ▶ Simultaneously, few hires to increase information from true z .
- ▶ Combined effect of statistical and taste discrim. leads to
 - ▶ worse employment outcomes than predicted,
 - ▶ workers to revise down employment probabilities.

Calibration

- ▶ External calibration:
 - ▶ $\hat{\eta}$ (Discrim. Beliefs), Black discrimin. beliefs in 1985: 0.784
 - ▶ μ (Taste), Share supervisors: Blacks lower ability (1977): 0.221
 - ▶ ζ (AA ben.), set to γ . (ad hoc policy parameter)
 - ▶ z_L normalized to 1, b set to 0.4, μ_Q normalized to 1.
- ▶ Assume firms average $H = 10$ applications:
- ▶ Average $H_B = 1$, $H_W = 9$: prime-age male population shares 1962-72
- ▶ Functional forms:
 - ▶ App. Cost.: $\nu \sim \text{Gumbel}(\sigma_\nu)$
 - ▶ Innate Ability: $q \sim \text{LN}(\mu, \sigma)$

Calibration Results and Fit

► Calibrated Parameters:

Parameter	Comment	Value
σ_Q	SD of Innate Ability Dist.	2
σ_ϵ	SD of Signal Noise	1.08
σ_ν	SD of Application Taste Shock	2
γ	Taste-Based Discrimination Score Penalty	50
$Pr(e_L)$	Low Prestige Employment Probability	0.89

Moment	Data	Model
Black-to-White Earnings Ratio	0.6273	0.7646
95/5 Earnings Ratio (Pooled)	5.8203	5.0506
Black Unemployment Rate	0.0597	0.0582
White Unemployment Rate	0.0285	0.0582
Black Employment Rate (25th AFQT Pctile)	0.9100	0.9399
Black Employment Rate (75th AFQT Pctile)	0.9600	0.9430
White Employment Rate (25th AFQT Pctile)	0.9600	0.9410
White Employment Rate (75th AFQT Pctile)	0.9900	0.9436
Ratio of Black-to-White High Prestige Employment Rates	0.5623	0.7097

Findings

- ▶ Set-up:
 - ▶ Explore time series of 10 cohorts.
 - ▶ Initial conditions: fix $\hat{\eta}$ and let $z_r^0(q)$ and $\hat{P}(e|z, r; \hat{\eta})$ converge.
- ▶ Explore the mechanisms:
 - ▶ How do observed outcomes affect worker and firm beliefs?
 - ▶ How do those beliefs affect subsequent decisions?
- ▶ What happens when imposing affirmative action policies?

Human Capital Investment

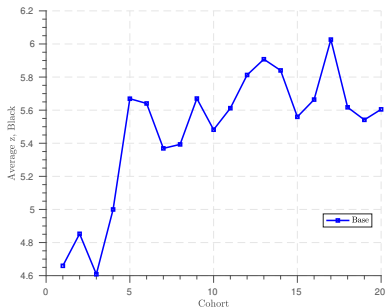


Figure: Human Capital z (Black)

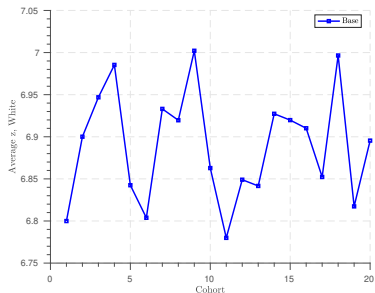


Figure: Human Capital z (White)

- ▶ Higher levels of investment for White workers.
- ▶ Both vary over time, inversely related.

Changes in Worker Beliefs Over Time

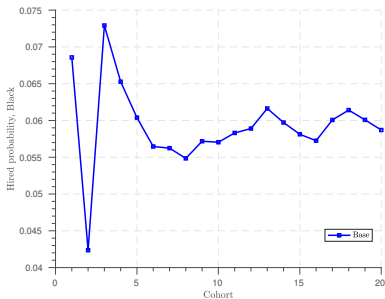


Figure: Black emp. outcomes

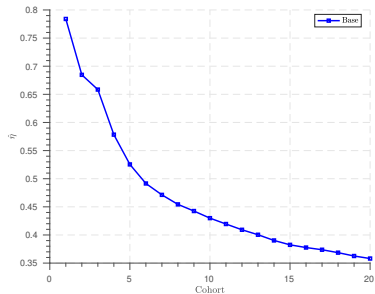


Figure: $\hat{\eta}$

- ▶ $\hat{\eta}$ trends toward “true” μ .
- ▶ But change in $\hat{\eta}$ correlated with emp. outcomes.

Updated Firm Beliefs (Start of Gen. 2)

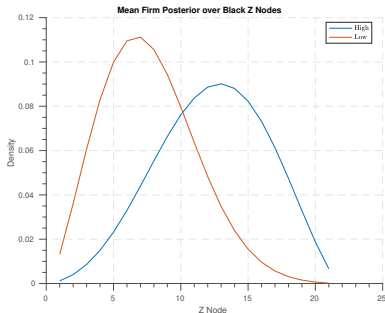


Figure: Hired Black worker

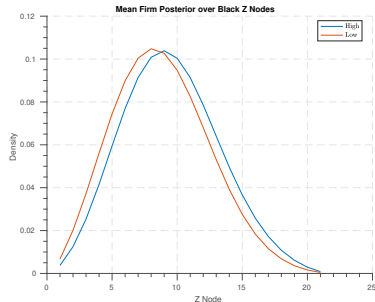


Figure: Interviewed Black worker

- ▶ Blue: hired/interviewed high z Black worker. Red: low z
- ▶ Big shift when interviewing/hiring high z Black worker.
- ▶ Negative effect when hiring low z Black worker.

Policy Experiment

- ▶ Affirmative Action policy
 - ▶ For one generation, Black worker scores are adjusted \uparrow by γ .
- ▶ Two Affirmative Action stories to explore:
 1. Forces firm hiring decisions:
 - ▶ Black workers less qualified \rightarrow z beliefs revised down?
 - ▶ White workers displaced?
 2. Changes in hiring representation:
 - ▶ More Black workers hired, revise beliefs? \rightarrow more investment?
 - ▶ More competition \rightarrow more White investment?

Initial Costs?



Figure: White workers displaced
Black workers newly hired

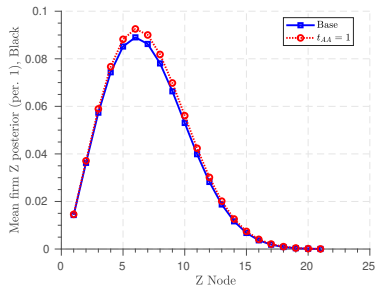


Figure: Difference in firm Z
beliefs (Black)

- ▶ Some highly qualified White workers are displaced.
- ▶ But firm beliefs about Black z *improve*!

Long-Term Benefits

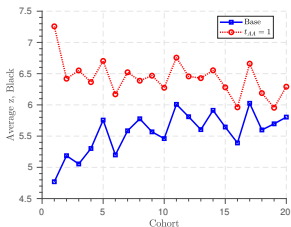


Figure: Black z

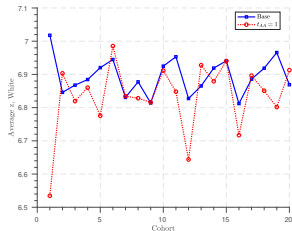


Figure: White z

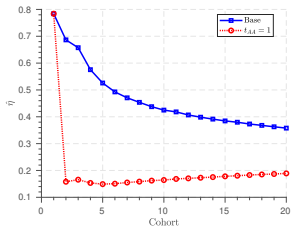


Figure: $\hat{\eta}$

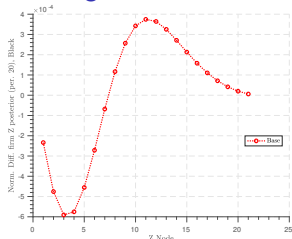


Figure: Diff. in firm z beliefs (Black), gen. 20

Overall Effects

Value	Base	$t_{AA} = 1$
Ave. $\hat{\eta}$	0.4620	0.1990
Z invest.	6.764	6.795
Employed Z	10.033	10.034
Black Z Invest	5.569	6.435
White Z Invest	6.893	6.840
Black Employed Z	16.896	17.945
White Employed Z	9.746	9.671
Average Black Income	4.250	4.812
Average White Income	5.264	5.215

- ▶ Income gap:
 - ▶ Black-White income ratio base 80% (roughly 75% in data).
 - ▶ After Affirmative Action Policy: 92%.
- ▶ Emp. z: Black \uparrow (6.21%), White \downarrow (-0.76%), agg. \approx same.

Understanding these Effects (Informal Decomposition)

- ▶ How do changes in beliefs affect these outcomes?
- ▶ Two restrictions:
 1. Workers do not update beliefs $\hat{\eta}_t = \hat{\eta}_0$.
 2. Firms do not update beliefs $f(z|y, r)_t = f(z|y, r)_0$

Worker Beliefs

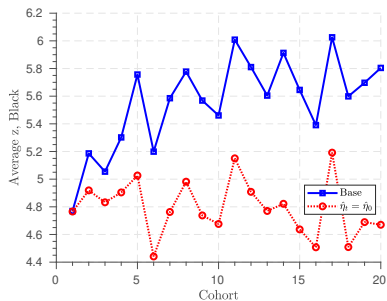


Figure: Black Ave. z with fixed $\hat{\eta}$

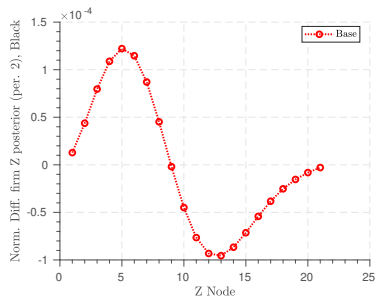


Figure: Changes in mean firm beliefs over z .

- ▶ In the absence of changes in worker beliefs, no real improvement in z .
- ▶ Firms adjust beliefs toward bottom of z distribution.

Firm Beliefs

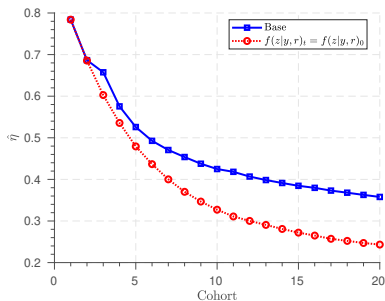


Figure: Worker discrimination beliefs when firms cannot update beliefs

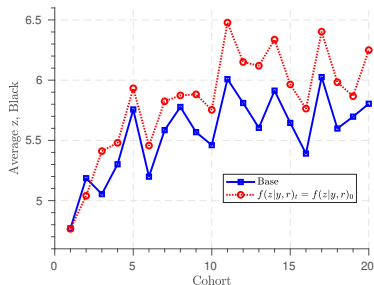


Figure: Black z when workers cannot update beliefs

- ▶ Adjustment to firm beliefs actually *inhibit* improvements in Black z .
- ▶ Similar story to Hsieh, Hurst, Jones, and Klenow (2019): only applicants were initially really good.

Is Affirmative Action Universally Good?

- ▶ No. Can have negative effect on beliefs and investment.
- ▶ Here: set $\tilde{\mu} = 0.41$, leave remaining parameters unchanged.

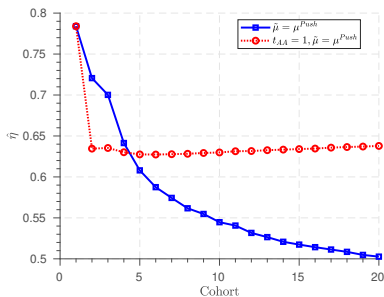


Figure: $\hat{\eta}$

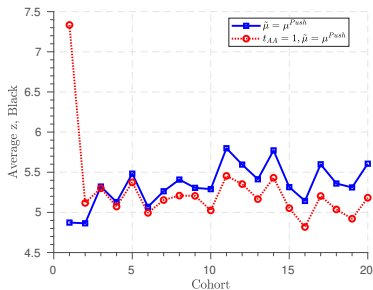


Figure: Human Capital z (Black)

- ▶ More taste-based discrimination \rightarrow
 - ▶ more statistical discrimination (fewer previous hires).
 - ▶ need longer Affirmative Action policy.

Conclusion

- ▶ Constructed a model with
 - ▶ Endogenous worker beliefs about discrimination and employment;
 - ▶ Endogenous firm beliefs about worker productivity.
- ▶ Used this model to consider effects of Affirmative Action policies.
- ▶ Findings:
 - ▶ Affirmative Action may displace more qualified White workers, but little or positive effect on firm beliefs.
 - ▶ Has dynamic benefits by increasing Black human capital investment by changing beliefs about employment prospects.
- ▶ Brianna Banks (26, Harvard Law): "...[W]e have a lot of Supreme Court justices from Harvard Law School ... I knew that could never be me ... because there had never been one that looked like me before... Now ... the sky is the limit."

Thank You!

Thank you!